



NEIL1 Polyclonal Antibody

Catalog No	YP-Ab-01892
Isotype	IgG
Reactivity	Human;Rat;Mouse;
Applications	WB;ELISA
Gene Name	NEIL1
Protein Name	Endonuclease 8-like 1
Immunogen	The antiserum was produced against synthesized peptide derived from human NEIL1. AA range:291-340
Specificity	NEIL1 Polyclonal Antibody detects endogenous levels of NEIL1 protein.
Formulation	Liquid in PBS containing 50% glycerol, 0.5% BSA and 0.02% sodium azide.
Source	Polyclonal, Rabbit,IgG
Purification	The antibody was affinity-purified from rabbit antiserum by affinity-chromatography using epitope-specific immunogen.
Dilution	Western Blot: 1/500 - 1/2000. ELISA: 1/20000. Not yet tested in other applications.
Concentration	1 mg/ml
Purity	≥90%
Storage Stability	-20°C/1 year
Synonyms	NEIL1; Endonuclease 8-like 1; DNA glycosylase/AP lyase Neil1; DNA-(apurinic or apyrimidinic site) lyase Neil1; Endonuclease VIII-like 1; FPG1; Nei homolog 1; NEH1; Nei-like protein 1
Observed Band	44kD
Cell Pathway	Cytoplasm, cytoskeleton, microtubule organizing center, centrosome . Nucleus . Chromosome . During mitosis, associates with centrosomes and condensed chromatin.
Tissue Specificity	Ubiquitous.
Function	catalytic activity:Removes damaged bases from DNA, leaving an abasic site.,catalytic activity:The C-O-P bond 3' to the apurinic or apyrimidinic site in DNA is broken by a beta-elimination reaction, leaving a 3'-terminal unsaturated sugar and a product with a terminal 5'-phosphate.,function:Involved in base excision repair of DNA damaged by oxidation or by mutagenic agents. Acts as DNA glycosylase that recognizes and removes damaged bases. Has a preference for oxidized pyrimidines, such as thymine glycol, formamidopyrimidine (Fapy) and 5-hydroxyuracil. Has marginal activity towards 8-oxoguanine. Has AP (apurinic/apyrimidinic) lyase activity and introduces nicks in the DNA strand. Cleaves the DNA backbone by beta-delta elimination to generate a single-strand break at the site of the removed base with both 3'- and 5'-phosphates. Has DNA



glycosylase/lyase activity towards mismatched uracil a

Background

This gene is a member of the Nei endonuclease VIII-like gene family which encodes DNA glycosylases. The encoded enzyme participates in the DNA repair pathway by initiating base excision repair by removing damaged bases, primarily oxidized pyrimidines. Multiple transcript variants encoding different isoforms have been found for this gene. [provided by RefSeq, Feb 2012],

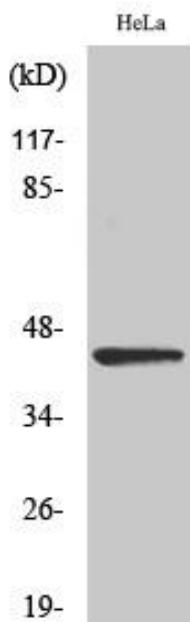
matters needing attention

Avoid repeated freezing and thawing!

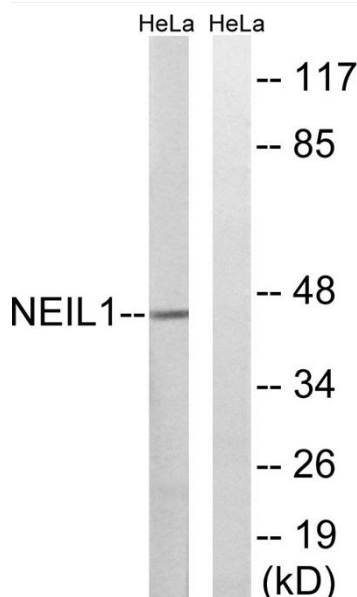
Usage suggestions

This product can be used in immunological reaction related experiments. For more information, please consult technical personnel.

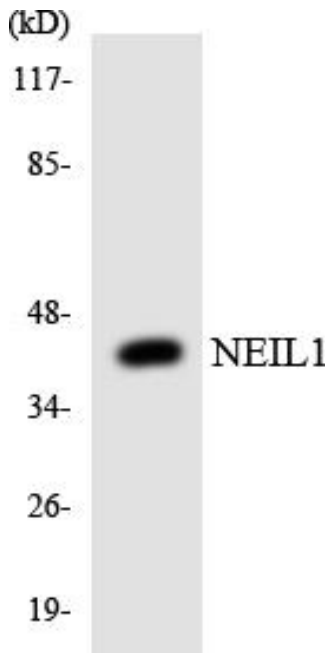
Products Images



Western Blot analysis of various cells using NEIL1 Polyclonal Antibody



Western blot analysis of lysates from HeLa cells, using NEIL1 Antibody. The lane on the right is blocked with the synthesized peptide.



Western blot analysis of the lysates from HeLa cells using NEIL1 antibody.